



大統益股份有限公司

股票代號:1232

2021年業績報告

2022年3月11日



大統益股份有限公司
TTET UNION CORPORATION

Disclaimer

The information contained in this presentation is intended solely for your personal reference. Such information is subject to change without notice and no representation or warranty express or implied is made as to, and no reliance, should be placed on, the fairness, accuracy, completeness or correctness of the information contained in this presentation. This presentation does not intend to provide, and you may not rely on this presentation as providing, a complete or comprehensive analysis of the Company's financial or trading position or prospects. None of the Company nor any of its respective affiliates, advisors or representatives shall have any liability (in negligence or otherwise) whatsoever for any loss or damage howsoever arising from any use of this presentation or its contents or otherwise arising in connection with this presentation.

This presentation contains projections and forward-looking statements that may reflect the Company's current views with respect to future events and financial performance. Readers are cautioned not to place undue reliance on these forward-looking statements which are subject to various risks and uncertainties and no assurance can be given that actual results will be consistent with these forward-looking statements. The Company undertakes no obligation to publicly update or revise any forward-looking statements, whether as a result of new information, future events or otherwise.

This presentation does not constitute an offer or invitation to purchase or subscribe for any securities or financial instruments or the provision of any investment advice, and no part of it shall form the basis of or be relied upon in connection with any contract, commitment or investment decision in relation thereto, nor does this presentation constitute a recommendation regarding the securities or financial instruments of the Company.

簡易損益表(合併)

單位：新台幣佰萬元	2021	2020	YoY
營業收入	20,478	17,441	17.41%
營業毛利	2,358	2,448	-3.68%
營業利益	1,531	1,618	-5.38%
稅前淨利	1,598	1,652	-3.27%
本期淨利(歸屬母公司)	1,242	1,292	-3.87%
EPS (元)	7.76	8.08	
毛利率	11.52%	14.04%	-2.52 ppts
營業利益率	7.48%	9.28%	-1.80 ppts
稅前淨利率	7.80%	9.47%	-1.67 ppts
股東權益報酬率	26.54%	30.15%	-3.61 ppts



簡易資產負債表(合併)

項目 單位：新台幣佰萬元	2021		2020	
	金額	%	金額	%
現金及約當現金	1,928	27.52%	2,848	44.87%
總資產	7,003	100.0%	6,349	100.0%
總負債	2,046	29.21%	1,708	26.90%
股東權益	4,957	70.79%	4,641	73.10%
流動比率	317.54%		359.62%	



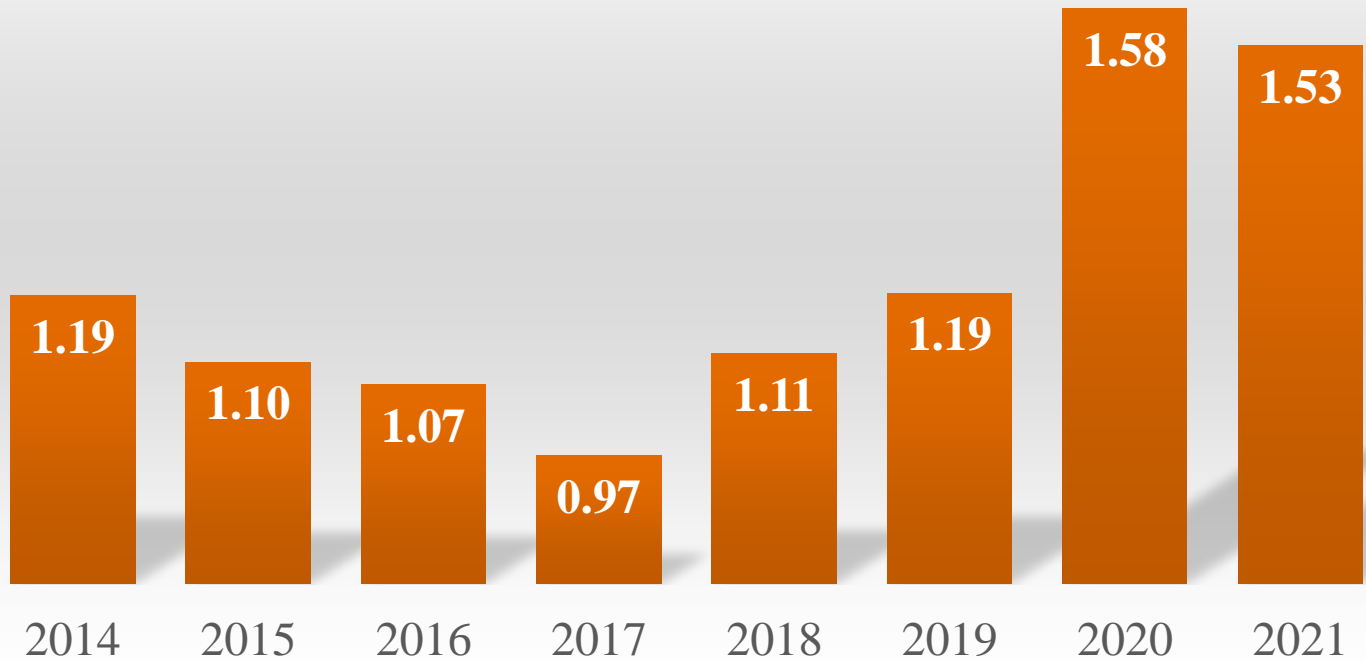
簡易現金流量表(合併)

單位：新台幣佰萬元	2021	2020
期初現金	2,848	1,952
營業活動之淨現金流入(出)	286	2,057
投資活動之淨現金流入(出)	(212)	(261)
資本支出*	(182)	(254)
籌資活動之淨現金流入(出)	(994)	(900)
期末現金	1,928	2,848

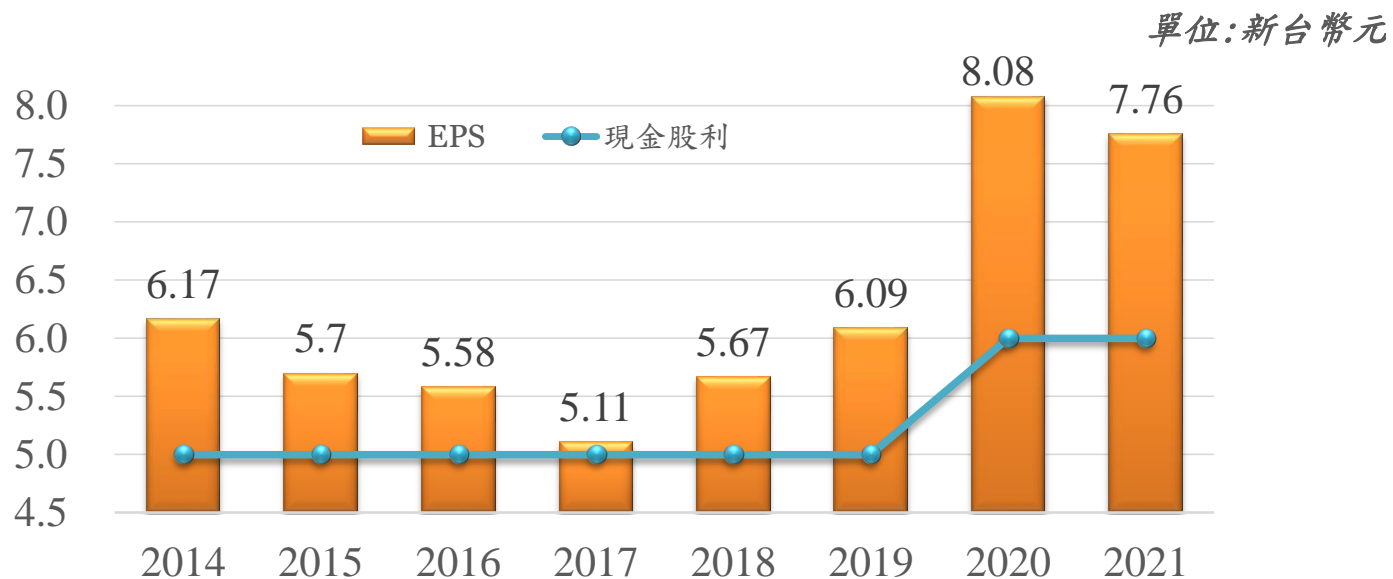


穩定的獲利(稅前淨利:個體)

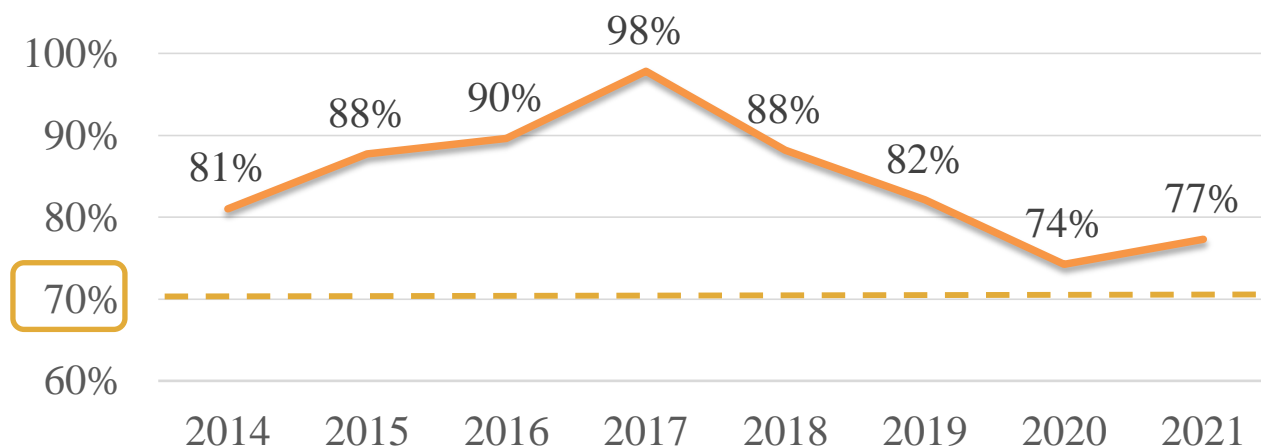
單位:新台幣十億元



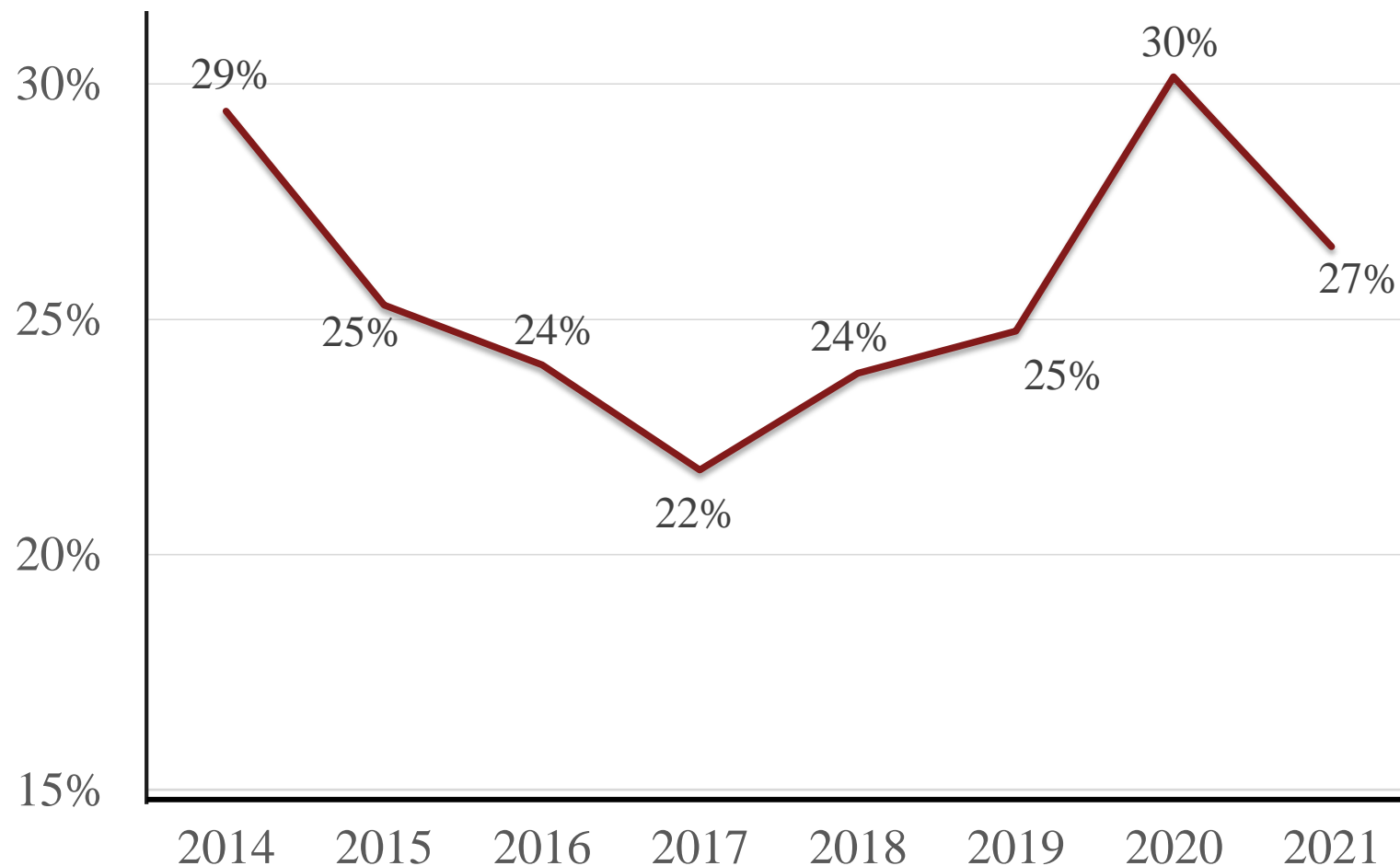
穩定的配息



股息配發率



股東權益報率 > 20%



~謝謝您~

